



**KHSAA TITLE IX
ANNUAL REPORT SUBMISSION
STATUS REPORT
2007-2008**

KHSAA
Form T65
Revised 3/08

TO: KHSAA Member School Superintendents, Principals, and Athletic Directors

FROM: Brigid L. DeVries, Commissioner
Larry Boucher, Assistant Commissioner

DATE: 4/15/2008

School	Hancock County	Reviewed by	Jenny McCarty
--------	----------------	-------------	---------------

The following is a status report regarding the required 2007 - 2008 Title IX Annual Report submission of forms due into the KHSAA office by April 15, 2008. Appropriate KHSAA Audit Team personnel have reviewed these forms and the following is a summary of this review.

I. Checklist of Forms properly submitted in a satisfactory manner

<input checked="" type="checkbox"/>	GE 19 (Annual Verification)	<input checked="" type="checkbox"/>	T-35 (Budget Expenses)
<input checked="" type="checkbox"/>	T-1 (Summary Program Chart 1)	<input checked="" type="checkbox"/>	T-36 (Budget Expenses)
<input checked="" type="checkbox"/>	T-2 (Summary Program Chart 2)	<input checked="" type="checkbox"/>	T-41 (Checklist - Overall Interscholastic Program)
<input checked="" type="checkbox"/>	T-3 (Summary Program Chart 3)	<input checked="" type="checkbox"/>	T-60 (Corrective Action Plan)
<input checked="" type="checkbox"/>	T-4 (Summary Program Chart 4)	<input checked="" type="checkbox"/>	T-63 (Interscholastic Survey Results)

II. Status

A	<input checked="" type="checkbox"/>	2006 - 2007 Forms are satisfactory and no further information or action is necessary at this time.
B		Errors have been noted with respect to the following forms:
C		The following forms were omitted and must be submitted by school representatives:
D		According to the 2007-2008 data, the school appears to be meeting the standards established in: <input type="checkbox"/> Test 1 (Athletic participation is proportionate to enrollment) <input type="checkbox"/> Test 2 (History and continuing practice of program expansion) <input checked="" type="checkbox"/> Test 3 (Full and effective accommodation of interests and abilities)
E	<input checked="" type="checkbox"/>	Other Recommendation and Comments: <ul style="list-style-type: none"> • You have done a good job of balancing expenditures of the year submitted which was a target of the prior year's corrective action plan. • For the past two years you had not reported expenditures for awards for all sports offerings. Please review you awards policy to ensure there is not disparity in this area. If you school does not have a policy, that need should be addressed on your corrective action plan. • Make sure you update T-3 next year in regards to your progress with girls' soccer. • Thanks for all your hard work.



**KENTUCKY HIGH SCHOOL ATHLETIC ASSOCIATION
2007-2008 ANNUAL VERIFICATION OF TITLE IX PROCEDURES**

*KHSAA Form GE19
Rev.12/07*

(To be submitted by April 15, 2008 along with other required forms)

The Hancock County High School, Lewisport, Kentucky
(Name of High School) (City)

certifies to the Kentucky High School Athletic Association that the following is an accurate and true representation of the facts surrounding compliance with 20 U.S.C. Sections 1681-1688, et. Seq. (also known as Title IX)

I certify the following provisions in accordance with records at the school contained in the permanent Title IX file, at least one copy of which must be maintained in the Principal's office, and to the best of my knowledge have completed the following tasks.

Established a gender equity committee at the high school. (list committee personnel and provide attachment if necessary)

Name	Address	Phone	Title
			(Supt., Principal, Student, Parent, Coach, Etc.)
Mary Rummage	83 State Route 271 Lewisport, KY	(270)927-6914	Title IX Coordinator
Scott Lewis	83 State Route 271 Lewisport, KY	(270)927-6914	Superintendent
Mike Fallin	83 State Route 271 Lewisport, KY	(270)927-6914	Asst. Superintendent
Danielle Peter	80 State Route 271 Lewisport, KY	(270)927-6953	Coach
Curtis Shelton	80 State Route 271 Lewisport, KY	(270)927-6953	Coach
Rick Lasley	80 State Route 271 Lewisport, KY	(270)927-6953	Principal
Danny Gray	80 State Route 271 Lewisport, KY	(270)927-6953	Athletic Director

No students

Scheduled a minimum of three meetings during the 2007-2008 school year on the following dates:

October 2007
January 2008
April 2008

Designated the following person(s) as the Title IX coordinator for the school:

Name	Title	Address	Phone
Danny Gray	Athletic Director	80 State Route 271 Lewisport, KY	(270)927-6953

Designated the following person(s) as the Title IX coordinator for the district:

Name	Title	Address	Phone
Mary Rummage	Title IX Coordinator	83 State Route 271 Lewisport, KY	(270)927-6914

School personnel are continuing to make periodic reviews of the boys' and girls' athletics program reflected in the Corrective Action Plan.

In addition to the above information, the above referenced school maintains a complete permanent file relative to Title IX records including copies of the self-assessment audit, all corrective action plans, and other related materials.

Principal's Signature

April 10, 2008
Date

Superintendent Signature

School Board Chairpersons' Signature

(Send original copy to KHSAA - Maintain duplicate in Title IX school folder)

2007-2008
ACCOMMODATION OF INTERESTS AND ABILITIES
SUMMARY PROGRAM CHART 1

KHSAA
 Form T1
 Rev.12/07

Participation Opportunities Test One

		(Column 1)	(Column 2)	(Column 3)	(Column 4)
	Program	Enrollment	Percentage of Total Enrollment	Number of Interscholastic Participants (double and triple count)	Percentage of Total Participation
Row 1	GIRLS	218	45.2%	104	39.1%
Row 2	BOYS	264	54.8%	162	60.9%
Row 3	Totals	482	100%	266	100%

Instructions:

*Number of 8th grade students & below used in Column 3 and Column 4 calculations if applicable: 53

- 1) Determine the total number of girls enrolled, (place in Row 1, Column 1). Determine the total number of boys enrolled, (place in Row 2, Column 1).
- 2) Add the total number of girls and boys enrolled to determine total enrollment, (place in Row 3, Column 1).
- 3) Calculate the percentage of total enrollment that is female. (Divide Row 1, Column 1 by Row 3, Column 1 and place in Row 1, Column 2.) Calculate the percentage of total enrollment that is male. (Divide Row 2, Column 1 by Row 3, Column 1 and place in Row 2, Column 2.) Note: Row 1, Column 2 plus Row 2, Column 2 should total 100%.
- 4) Ask the head coaches to review the most updated eligibility or squad lists for their teams. Ask coaches to confirm the names of those individuals who are on the team as of the first **date of regular season competition**, and cross out the names of those who were cut from the team or quit the team prior to the first regular season competitive event. Determine the total number of interscholastic athletics participants that are girls, (and place in Row 1, Column 3). In order to determine the total number of athletics participants, an individual should be counted each time he or she participates on a team. For example, if Jane Doe competes on the varsity volleyball team, the junior varsity volleyball team, the junior varsity basketball team, and the varsity softball team, she should be counted as four participants (**do not include club or intramural sports participants, cheerleaders, dance teams, or pom squads**). Calculate the same way for boys and girls. * In addition, should 8th grade students and below play on a Freshman, Junior Varsity, or Varsity team, they should also be counted for each team and sport on which they participate. If applicable, please asterisk the above notation as to how many 8th grade students & below are included in the totals.
 Using the same procedure, determine the total number of interscholastic athletic participants that are boys, (and place in Row 2, Column 3). Add Row 1, Column 3 plus Row 2, Column 3 to get total participants and place in Row 3, Column 3.
- 5) Calculate the percentage of female participation. (Row 1, Column 3 divided by Row 3, Column 3 and place in Row 1, Column 4.) Calculate the percentage of male participation. (Row 2, Column 3 divided by Row 3, Column 3 and place in Row 2, Column 4.) Note: Row 1, Column 4 plus Row 2, Column 4 should total 100%.

Note: While being within three percent is not a formal compliance standard; if the percent listed in Row 1, Column 4 is within 3% of Row 1, Column 2, then it provides a good target within which compliance is likely.

Principal's Signature:  Date: April 10, 2008

2007-2008
ACCOMMODATION OF INTERESTS AND ABILITIES
SUMMARY PROGRAM CHART 2

KHSAA
 Form T2
 Rev. 12/07

Participation Opportunities Test Two

		Column 1	Column 2	Column 3	Column 4	Column 5
Program		Number of Teams Currently Offered	Number of Participants	Number of Teams Added Since the beginning of the 2003-2004 School Year	Current Number of Participants for each team added Since the beginning of the 2003-2004 School Year	Percent of Total Participation By Sex Added Since the beginning of the 2003-2004 School Year
GIRLS	Row 1	varsity: 7	59	0	0	
	Row 2	j.v.: 3	33	0	0	
	Row 3	frosh: 3	12	0	0	
	Row 4	total: 13	104	0	0	0
BOYS	Row 5	varsity: 7	94	0	0	
	Row 6	j.v.: 3	43	0	0	
	Row 7	frosh: 3	25	0	0	
	Row 8	total: 13	162	0	0	0

- 1) For Column 1, list the number of interscholastic teams offered for girls and boys at each competitive level (varsity, junior varsity, and freshman). For girls, total each of the entries in Rows 1, 2, and 3 into Row 4. For boys, total Rows 5, 6, and 7 into Row 8.
- 2) For Column 2, list the number of participants at each level. For girls, total each of the entries in Rows 1, 2, and 3 into Row 4. For boys, total Rows 5, 6, and 7 into Row 8. **Note:** The totals in Row 4 for girls and in Row 8 for boys must be the same as the totals in Form T-1, Column 3, Rows 1 and 2 respectively.
- 3) For Column 3, list the number of interscholastic teams that have been added in the last five years at each competitive level. Count each team added during the 5 year period only one time. e.g. Girl's junior varsity soccer was added 3 years ago, count the team only once, not 3 times. For girls, total the entries in Rows 1, 2, and 3 into Row 4. For boys, total Rows 5, 6, and 7 into Row 8.
- 4) For Column 4, list the number of participants that are **currently** on each level of the teams that were added in the last five years. If a team was added previously but no longer exists, there are no current participants to be added for that team. For girls, total the entries in Rows 1, 2, and 3 into Row 4. For boys, total Rows 5, 6, and 7 into Row 8.
- 5) For Column 5, calculate the percentage of participants that have been added in the last five years. For girls, take the number in Column 4, Row 4 and divide by the number in Column 2, Row 4. For boys, take the number in Column 4, Row 8 and divide it by the number in Column 2, Row 8.

Note: If the percentage of current participants added in the last five years is 25% or greater, compliance with Test Two may be possible. If less than 25%, then compliance with Test Three should be analyzed. **CAUTION:** 25% is not a formal compliance standard.

Principal's Signature:  Date: April 10, 2008

2007-2008
ACCOMMODATION OF INTERESTS AND ABILITIES
SUMMARY PROGRAM CHART 3

KHSAA
 Form T3
 Rev. 12/07

Participation Opportunities Test Three

FOR ANY QUESTION ANSWERED "YES" IDENTIFY THE RESPECTIVE SPORT(S).

	GIRLS (Yes / No)		BOYS (Yes / No)
1. For a sport <u>not</u> currently offered in your interscholastic athletics program, is there sufficient interest to form a viable interscholastic team based on participation on an intramural team.	NO		NO
2 For a sport <u>not</u> currently offered, is there sufficient interest, based on the responses to your most recent Student Interest Survey, to form a viable interscholastic team for a sport not currently offered. If yes, what sport?	NO		NO
3. For a sport currently offered at the junior varsity or freshman level is there sufficient interest, based on your most recent Student Interest Survey, to form a varsity team not currently offered?	NO		NO
4. For a sport currently offered at the varsity level only, is there sufficient interest, based on your most recent Student Interest Survey, to form a viable team for a junior varsity or freshman team that is not currently offered?	NO		NO
5. If you answered YES to question (1), (2), (3), or (4), are there enough high schools in the geographic area offering the sport (at the appropriate level) to allow for the development of a reasonable schedule of competition?	NO		NO

Plans to Address Interest:

See attached meeting info

Principal's Signature :

[Handwritten Signature]

Date:

April 10, 2008

**2007-2008
ACCOMODATION OF INTERESTS AND ABILITIES
SUMMARY PROGRAM CHART 4**

Levels of Competition Test One

		Column 1	Column 2	Column 3
Girls	Team Levels	Number of Teams Currently Offered	Number of Participants	Percentage of Participants at Each Level
Row 1	varsity:	7	59	56.7%
Row 2	j.v.:	3	33	31.7%
Row 3	frosh:	3	12	11.6%
Row 4	total:		104	100%
Boys				
Row 5	varsity:	7	94	58.0%
Row 6	j.v.:	3	43	26.5%
Row 7	frosh:	3	25	15.5%
Row 8	total:		162	100%

- 1) Column 1, list the number of interscholastic teams offered for girls and boys at each competitive level; varsity, junior varsity, and freshman. (Refer to Form T-2, Accommodation of Interests and Abilities, Summary Program Chart 2, Column 1.)
- 2) For Column 2, list the number of participants at each level. For girls, total the entries in Rows 1, 2, and 3 into Row 4. For boys, total the entries in Rows 5, 6, and 7 into Row 8. (Refer to Form T-2, Accommodation of Interests and Abilities, Summary Program Chart 2, Column 2.)
- 3) For Column 3, calculate the percentage of female and male participants at each level.
For girls' varsity, junior varsity, and frosh, respectively:
 - Divide Column 2, Row 1 by Column 2, Row 4, and place the percentage in Column 3, Row 1
 - Divide Column 2, Row 2 by Column 2, Row 4, and place the percentage in Column 3, Row 2.
 - Divide Column 2, Row 3 by Column 2, Row 4, and place the percentage in Column 3, Row 3.
 -
 For boys' varsity, junior varsity, and frosh, respectively:
 - Divide Column 2, Row 5 by Column 2, Row 8, and place the percentage in Column 3, Row 5.
 - Divide Column 2, Row 6 by Column 2, Row 8, and place the percentage in Column 3, Row 6.
 - Divide Column 2, Row 7 by Column 2, Row 8, and place the percentage in Column 3, Row 7.

Principal's Signature:  Date: April 10, 2008

**2007-2008
ACTUAL EXPENDITURES - PROGRAM COMPARISON CHART 2
TO INCLUDE BOOSTER CLUB FUNDING**

	equipment and supplies		travel		awards		coaches' salaries (to include supplemental and extended employment; dollar amount required)		facilities improvements		publications (if sport-specific)	
	Expenditures		Expenditures		Expenditures		Expenditures		Expenditures		Expenditures	
	School	Booster	School	Booster	School	Booster	School	Booster	School	Booster	School	Booster
G track	1316.44	282.82	862.32	0	61.00	0	3247.50			1550.71		
B track	1316.44	282.82	862.32	0	61.00	0	3247.50			1550.71		
G tennis	179.95	0	146.48	0	0	0	992.00			0		
B tennis	179.95	0	146.48	0	0	0	992.00			0		
G volleyball	2491.95	5102.00	877.32	459.00	210.00	449.00	6184.00			0		
B wrestling												
G (list sport)												
B football	12728.73	13096.98	340.62	1492.00	189.00	808.75	22559.00			500.00		
G (list sport)												
B (list sport)												

1. Total expenditures on T-35 and T-36 on the 2007-2008 year report due by April 15, 2008, should reflect the total monies spent (rounded off to nearest dollar) for the entire school year of 2006-2007 ending June 30, 2007.

2. Booster Club Funding/Contributions must be included in the above expenditures totals.

Indicate percentage of total expenditures for each gender: (If disparities are obvious, list on your Corrective Action Plan (T-60) what action you will take to correct the problem).

Gender	Expenditures	Percentage
Boys	\$131,614.21	60.4%
Girls	\$86,165.67	39.6%
Total:	\$217,779.88	100%


Principal's Signature:  Date: April 10, 2008

**2007-2008
ACTUAL EXPENDITURES - PROGRAM COMPARISON CHART 1
TO INCLUDE BOOSTER CLUB FUNDING**

	equipment and supplies		travel		awards		coaches' salaries (to include supplemental and extended employment; dollar amount required)			facilities improvements		publications (if sport-specific)	
	Expenditures		Expenditures		Expenditures		Expenditures			Expenditures		Expenditures	
	School	Booster	School	Booster	School	Booster	School	Booster	# Coaches for all levels / # Teams for all levels	School	Booster	School	Booster
G basketball	2524.97	7232.00	979.86	943.00	200.00	550.00	17872.00						
B basketball	5204.60	8522.00	1825.86	5236.00	92.00	1689.00	17938.00		0				
G softball	3206.58	0	881.32	10280.00	106.74	300.00	8245.00		0				
B baseball	4250.83	1663.00	659.91	1640.00		1012.00	7957.00			5138.00			
G cross country	582.50	1728.00	901.07	228.00	100.00	441.00	2138.00			137.00			
B cross country	582.50	1728.00	901.07	228.00	100.00	441.00	2138.00			137.00			
G golf	680.51		407.63		96.00		992.00						
B golf	680.51		407.63		96.00		992.00						
G soccer													
B soccer													
G swimming													
B swimming													

1. Total expenditures on T-35 and T-36 on the 2007-2008 year report due by April 15, 2008, should reflect the total monies spent (rounded off to nearest dollar) for the entire school year of 2006-2007 ending June 30, 2007.

2. Booster Club Funding/Contributions must be included in the above expenditures total. (Note: It is illegal for coaches to be paid by Booster Clubs - Reference KHSAA Bylaw 27)

Principal's Signature:  Date: April 10, 2008

2007-2008
ACTUAL EXPENDITURES - PROGRAM COMPARISON CHART 2
TO INCLUDE BOOSTER CLUB FUNDING

	equipment and supplies		travel		awards		coaches' salaries (to include supplemental and extended employment; dollar amount required)		facilities improvements		publications (if sport-specific)	
	Expenditures		Expenditures		Expenditures		Expenditures		Expenditures		Expenditures	
	School	Booster	School	Booster	School	Booster	School	Booster	School	Booster	School	Booster
G track	1316.44	282.82	862.32	0	61.00	0	3247.50	2	1	1550.71		
B track	1316.44	282.82	862.32	0	61.00	0	3247.50	2	1	1550.71		
G tennis	179.95	0	146.48	0	0	0	992.00	1	1	0		
B tennis	179.95	0	146.48	0	0	0	992.00	1	1	0		
G volleyball	2491.95	5102.00	877.32	459.00	210.00	449.00	6184.00	2	3	0		
B wrestling												
G (list sport)												
B football	12728.73	13096.98	340.62	1492.00	189.00	808.75	22559.00	4	3	500.00		
G (list sport)												
B (list sport)												

1. Total expenditures on T-35 and T-36 on the 2007-2008 year report due by April 15, 2008, should reflect the total monies spent (rounded off to nearest dollar) for the entire school year of 2006-2007 ending June 30, 2007.

2. Booster Club Funding/Contributions must be included in the above expenditures totals. Indicate percentage of total expenditures for each gender: (if disparities are obvious, list on your Corrective Action Plan (T-60) what action you will take to correct the problem).

Gender	Expenditures	Percentage
Boys	\$131,614.21	60.4%
Girls	\$86,165.67	39.6%
Total:	\$217,779.88	100%

Principal's Signature: _____

Date: _____

**ACTUAL EXPENDITURES - PROGRAM COMPARISON CHART 1
TO INCLUDE BOOSTER CLUB FUNDING**

	equipment and supplies		travel		awards		coaches' salaries (to include supplemental and extended employment; dollar amount required)		facilities improvements		publications (if sport-specific)	
	Expenditures		Expenditures		Expenditures		Expenditures		Expenditures		Expenditures	
	School	Booster	School	Booster	School	Booster	School	Booster	School	Booster	School	Booster
G basketball	2524.97	7232.00	979.86	943.00	200.00	550.00	17872.00	0	0	0	0	0
B basketball	5204.60	8322.00	1825.86	5236.00	92.00	1689.00	17938.00	0	0	0	0	0
G softball	3206.58	0	881.32	10280.00	106.74	300.00	8245.00	0	0	0	0	0
B baseball	4250.83	1663.00	659.91	1640.00	0	1012.00	7957.00	0	5138.00	0	0	0
G cross country	582.50	1728.00	901.07	228.00	100.00	441.00	2158.00	0	137.00	0	0	0
B cross country	582.50	1728.00	901.07	228.00	100.00	441.00	2158.00	0	137.00	0	0	0
G golf	680.51	0	407.63	0	96.00	0	992.00	0	0	0	0	0
B golf	680.51	0	407.63	0	96.00	0	992.00	0	0	0	0	0
G soccer												
B soccer												
G swimming												
B swimming												

1. Total expenditures on T-35 and T-36 on the 2007-2008 year report due by April 15, 2008, should reflect the total monies spent (rounded off to nearest dollar) for the entire school year of 2006-2007 ending June 30, 2007.
 2. Booster Club Funding/Contributions must be included in the above expenditures total. (Note: It is illegal for coaches to be paid by Booster Clubs - Reference KHSAA Bylaw 27)

Principal's Signature: _____

Date: _____

Title IX Meetings

Name	Position	Sport
Tina Powers	Parent	Track/XC
Tony Adkins	Parent	Volleyball
Stephan Bair	Coach	XC
Cindy Garvin	Parent	Football
Ian Mittelberg	Player	Football
Justin Gross	Player	XC
Scott Neal	Coach	XC
Sara Adkins	Player	Volleyball
Tori Schneider	Coach	Golf
Tracie Sanders	Parent	Golf
H.D. Cowden	Coach	Golf
Brittani Sanders	Player	Golf
Derek Hagman	Player	Golf
Chris Morris	Coach	Football
Curtis Shelton	Coach	Basketball
Debra Helm	Parent	Basketball
Garrett Helm	Player	Basketball
Meredith Huk	Player	Basketball
Mike Orr	Coach	Basketball

2007-2008 KHSAA TITLE IX ATHLETICS AUDIT

KHSAA
Form T41
Rev. 12/07


Checklist - Overall Interscholastic Athletics Program

DIRECTIONS:

For the Areas of Compliance (Opportunities and Benefits) listed on the left hand side of the page, place a checkmark under the appropriate column identifying whether your school provided an advantage to the Girls' Program, or to the Boys' Program or to Neither Program. A review of T-35 and T-36 spending patterns might be helpful in completing this form.

Areas of Compliance:	ADVANTAGE TO:		
	GIRLS' PROGRAM	BOYS' PROGRAM	NEITHER PROGRAM
OPPORTUNITIES			
Accommodation of Interest and Abilities			X
BENEFITS			
Equipment and Supplies			X
Scheduling of Games and Practice Time			X
Travel and Per Diem Allowances			X
Coaching			X
Locker Rooms, Practice and Competitive Facilities			X
Medical and Training Facilities and Services			X
Publicity			X
Support Services			X
Athletic Scholarships			X
Tutoring			X
Housing and Dining Facilities and Services			X
Recruitment of Student Athletes			X

If an advantage is shown, corrective action should be shown on T-60 (Corrective Action Plan).

Principal's Signature:  Date: April 10, 2008

SCHOOL NAME


2007-2008
TITLE IX

CORRECTIVE ACTION PLAN

DIRECTIONS:

1. For Column 1, indicate the intended area (Opportunities or Benefits) which needs corrective action in order to achieve gender equity. For Column 2, write the suggested change or activities that will correct the area in need of alteration. For Column 3, include the estimated completion date for the changes or activities.
2. It is possible to attain compliance with Title IX and no longer need "corrective" action. However, the KHSAA strongly encourages compliant schools to identify items for improvement (Column 1), activities to accomplish the improvement (Column 2) and a timetable for completion (Column 3) that will strengthen the athletic program.
3. You may copy this form as needed. Please attach corrective action plans along with audit forms and submit by April 15, 2008.

COLUMN 1 ITEM FOR CORRECTION/ IMPROVEMENT	COLUMN 2 SUGGESTED CHANGE/ ACTIVITIES	COLUMN 3 TIME TABLE FOR CORRECTIVE ACTION/ AND OR COMPLETION DATE

Principal's Signature: 

Date: April 10, 2008



**2007-2008 INTERSCHOLASTIC
ATHLETICS SURVEY**
Summary of Student Responses

KHSAA
Form T63
Rev.12/07

School Name: Hancock County High School

Enrollment
(9-12 Grade): 482 (SHOULD AGREE WITH FORM T-1, COLUMN 1, ROW 3)

Number of 9-11 Grade Students Surveyed: _____

Number of 8th Grade Students Surveyed: _____

Date: 4-10-08

Completed By: Danny Gray

Instructions:

1. Summarize the Student Athletics Interest Surveys Form T-61 by listing the total number of responses on the line next to each sport.
2. Under the Other Category please provide a listing of the sports as well as the number of students who are interested in participating.
3. Please sign and date this Summary Form (T-63) and mail this Summary Form only to the KHSAA by April 15, 2008. Do not mail the student surveys (Form T-61). However, these Forms should be maintained in your files in the event they are requested subsequently.

300 Number of Surveys
278 Total Returned (*A minimum of 80% return is expected*)
9-11 Grades Surveyed (*Should be grades 9-11 and 8th grade if school has a feeder system*)

How Was The Survey Administered? During ACTS Class
 (e.g. was it given in all English classes, or all home rooms, or advisee/advisor?)

KHSAA Sanctioned Fall Sports (*List Total Number of Participation Responses*)

4 Cross Country (Girls)
11 Cross Country (Boys)
49 Football (Boys)
3 Golf (Girls)
11 Golf (Boys)
31 Soccer (Girls)
12 Soccer (Boys)
34 Volleyball (Girls)

Winter Sport (*List Total Number of Participation Responses*)

Form T-63
Rev. 12/07

<u>19</u>	Basketball (Girls)
<u>30</u>	Basketball (Boys)
<u>11</u>	Indoor Track (Girls)
<u>11</u>	Indoor Track (Boys)
<u>21</u>	Swimming & Diving (Girls)
<u>17</u>	Swimming & Diving (Boys)
<u>30</u>	Wrestling (Boys)

Spring Sport (*List Total Number of Participation Responses*)

<u>35</u>	Baseball (Boys)
<u>24</u>	Fast Pitch Softball (Girls)
<u>12</u>	Tennis (Girls)
<u>17</u>	Tennis (Boys)
<u>14</u>	Track (Girls)
<u>15</u>	Track (Boys)

Non-KHSAA Championship Sports (*From Student Survey T-61 Question 10*)

<u>57</u>	Archery
<u>40</u>	Field Hockey
<u>55</u>	Bowling
<u>8</u>	Gymnastics (Boys)
<u>35</u>	Gymnastics (Girls)
<u>45</u>	Ice Hockey
<u>32</u>	Lacrosse (Boys)
<u>25</u>	Lacrosse (Girls)
<u>40</u>	Rifle
<u>33</u>	Rodeo
<u>14</u>	Slow Pitch Softball
<u>17</u>	Volleyball (Boys)
	Water Polo
<u>30</u>	Weightlifting

Number of Students who participate in Intramural Sports

(*From Student Survey T-61 Question 5*)

<u>Sport</u>	<u>Number</u>
Basketball	<u>5</u>
Football	<u>6</u>
Soccer	<u>3</u>
Softball	<u>2</u>
Tennis	<u>1</u>

List Intramural Sports students are interested in adding:

(From Student Survey T-61 Question 6)

Form T-63

Rev. 12/07

<u>Sport</u>	<u>Number</u>
Soccer	11
Dodgeball	11
Basketball	9
Lacrosse	4
Wrestling	4

Participation in Non-School Sports Activities

(From Student Survey T-61 Question 7)

<u>Sport</u>	<u>Number</u>
Softball	9
Basketball	7
Baseball	6
Trap Shooting	5
Soccer	4

Reasons for not participating in interscholastic athletics

(From Survey Question 8)

- 34 I prefer other activities such as band, chorus, etc.
- 55 I don't have time
- 20 The practice schedules and game times are inconvenient
- 30 The sport I like isn't offered
- 10 It's too expensive
- 10 I prefer to participate in club or intramural sports
- 40 Working
- 30 Other:
Church -Band -Ride -Family Complications -Hate sports

Student Suggestions to encourage participation

More option

Flexible schedule

Less Expensive

Shorter practice

Principal's Signature



Date

April 10, 2008



Hancock County High School Athletic Department

"HOME OF THE FIGHTING HORNETS"

80 State Route 271 South Lewisport, KY 42351

Phone (270)927-6953 Fax (270)927-8677

TO: Jenny McCarty DATE: 5-1-08

COMPANY: KHSAA

FAX NUMBER: 859 293 5999 PAGES: 4

FROM: Danny Gray

MESSAGE

We had a meeting on 4-28 + 4-29 @ school

We had a meeting with parents on 4-30

You have a copy of the agenda, sign in sheet for the girls meeting + sign in sheet for the Parent meeting

Athletic Director

Danny Gray

danny.gray@hancock.kyschools.us



~~XXXXXXXXXX~~
~~XXXX-XXXX~~
~~XXXX-XXXX~~

~~XXXXXXXXXX~~
~~XXXX-XXXX~~
~~XXXX-XXXX~~

~~XXXXXXXXXX~~
~~XXXX-XXXX~~
~~XXXX-XXXX~~

- | | | | |
|----|-----------------------|----|-----------------------|
| 1 | Christie White | 29 | Jabitha Scott |
| 2 | Mackenzie Johnson | 30 | Samantha Williams |
| 3 | Tina White | 31 | Rachel Webb |
| 4 | Ariel Cassabene | 32 | Megan Mattingly |
| 5 | Torie Jones | 33 | LSA Bland |
| 6 | Hannah Helm | 34 | XXXXXXXXXX |
| 7 | Sarah Howard | 35 | Tabatha Embry |
| 8 | Sosana Ochoa | 36 | Brittney Barber |
| 9 | Wanda Lee | 37 | Kelsoe Blanton |
| 10 | Lisa Laste | 38 | Shalane Hyde |
| 11 | Wyatt Hudson | 39 | Kersey Binns |
| 12 | Rachel Covetts | 40 | Alexis Tucker |
| 13 | Jackie Lambert | 41 | TESIA CONLEY |
| 14 | Becca Swihart | 42 | Faith Adkins |
| 15 | Courtney Newby | 43 | Kene Proach |
| 16 | Jessica Mulligan | 44 | Bailey Wood |
| 17 | Yesenia Ochoa | 45 | Cystal Price |
| 18 | Maria Lopez | 46 | Trisha Jackson |
| 19 | Andrea Pickett | 47 | Samantha Smith |
| 20 | Kiachel Haycraft | 48 | Samantha Sexton |
| 21 | Sarah Pate | 49 | Cystal Scott |
| 22 | Courtny Garrett | 50 | Ami Westerfield |
| 23 | Cassie Garvin | 51 | Vade Burke |
| 24 | Crystal Mattingly | 52 | Savannah Roach |
| 25 | Camille McInney | 53 | |
| 26 | XXXXXXXXXX | 54 | |
| 27 | Lesley Henderson | 55 | |
| 28 | JAMIE HALE | 56 | |
| | | 58 | |

Soccer Interest Meeting

Student	Date	Parent	Date
Adkins, Faith	29-Apr		
Bivins, Kelsey	29-Apr		
Bland, Lisa	29-Apr	Donna Belmont	4-30-08
Blanton, Kelsie	29-Apr		
Budke, Jade	29-Apr		
Corley, Tesla	29-Apr		
Covetts, Rachel	28-Apr	CALED	
Embry, Tabitha	29-Apr	B. da Embry	4-30-08
Garrett, Courtney	28-Apr		
10 Garvin, Cassie	29-Apr	Cindy Garvin	4-30-08
Hale, Jamie	29-Apr		
Haycraft, Rachel	28-Apr		
Helm, Hannah	28-Apr	Debra Z. Helm	4-30-08
Henderson, Lesley	29-Apr		
Howard, Sarah	28-Apr	Chase Waring	4/30/08
Hudson, Wyatt	28-Apr		
Hyde, Shalane	29-Apr		
Jackson, Trisha	29-Apr		
Johnson, Mackenzie	28-Apr		
10 Jonas, Torie	28-Apr	Jacque Wutchford	
Lambert, Jackie	28-Apr	T. SANDERS - Belle in France	
Laslie, Lisa	28-Apr		
Lassaline, Ariel	28-Apr		
Lee, Wanda	28-Apr		
Lesley, Henderson	28-Apr		
Mattingly, Crystal	29-Apr		
Mattingly, Megan	29-Apr		
Mckinney, Camille	29-Apr		
Mulligan, Jessica	28-Apr	Jessica Mulligan / Tracy Mulligan	4/30/08
3 Newby Courtney	28-Apr		
Ochoa, Susana	28-Apr		
Ochoa, Yesenia	28-Apr		
Pate, Sarah	28-Apr	Malinda Pate	4-30-08
Price, Crystal	29-Apr	Carolyn Price	4-30-08
Puckett, Andrea	28-Apr		
Roach, Kene	29-Apr		
Roach, Savannah	29-Apr		
Scott, Crystal	29-Apr		
Scott, Tabitha	29-Apr		
40 Sexton, Samantha	29-Apr	Jacque Wutchford	
Smith, Samantha	29-Apr	K. Smith	4-30-08
Snyder, Brittany	29-Apr		
Swihart, Lacie		CALED	

Player	Date	Parent	Date
Swihart, Rebecca	28-Apr		
Torres, Maria	28-Apr	Present	
Tucker, Alexis	29-Apr		
Webb, Rachel	29-Apr	<i>Aegina Walker</i>	
Westerfield, Ami	29-Apr		
White, Christie	28-Apr	Called	
Williams, Samantha	29-Apr	<i>Mami Walker</i>	
Wood, Bailey	29-Apr	<i>Francis Wood</i>	
Wroe, Taylor	28-Apr		

10

Decker, Brooklyn